

TRANSMITTAL LETTER

TO: Metropolitan Planning Commission
110 East State Street
Savannah, GA 31401

ATTN: Ms. Ellen Harris

FROM: Eric McManus

PROJECT: Project No. 1308
Hidden Well Acupuncture Center
134 Houston Street, Savannah, Georgia 31401

DATE: February 10th, 2014

The following items are enclosed in this transmittal:

(1) One copy of the following enclosed within a folder:

HDBR Application for COA
Project Description
Project Materials and samples

(2) Two full-size copies of the following sets:

CONSTRUCTION DOCUMENTS FOR EXTERIOR PERMIT

(1) One 11 x 17 size copy of the following set:

CONSTRUCTION DOCUMENTS FOR EXTERIOR PERMIT

Thank you,



Eric McManus

Y:\C-M PROJECTS\PROJECT_FILES\1308 Hidden Well\Contract Admin\Submittal Reviews\TRANSMITTAL_FILE.docx

CogdellMendralaArchitects

517 East Congress Street • Savannah, Georgia 31401 • [912] 234-6318 • FAX No. [912] 236-8414 • E-Mail:
eric@CogdellMendrala.com

Project Description

Metropolitan Planning Commission
110 East State Street
Savannah, GA 31401

Re: 134 Houston Street - 13-004875-COA

Previous submittal Staff recommendations:

1. Rebuild the brick fence to enclose the HVAC units located at the southeast corner of the main building. Submit the design to Staff for final review and approval
2. Submit color selections for wood doors and stoops to Staff for final review and approval.
3. Add bases to the stoop newel posts. Submit the design to Staff for final review and approval.

To address these issues we have taken the following design actions. The wooden entry porch has been replaced with a poured concrete floor flanked to the East by a brick wall (built from the bricks of the wall that was demolished). This element is directly adjacent to the former brick wall. This wall would assist in screening the HVAC equipment. The handrail would be a painted metal one with the attached profile and a beveled lambs tongue end. The color for the door with sidelites is SW 2820 "Downing Earth" and the color for the other door is to be the same color as the roof trim "Icon Grey." The railing is to be painted is SWDMV 051 "Mopboard". Drawings of the new railings are attached along with revised elevations and a site plan and floor plan.

We are also proposing 3 sun tunnels above the approved skylights, but they are below the ridgeline and will not be visible from York Street. The color for the fascia, soffit and upper trim of the building is changed to Glidden "Icon Grey" #00NN 31/000. The color for the windows and their trim along with the door trim is changed to Glidden "Veil" #00NN 53/000. The roofing shingle is changed to a Certainteed "Star White". Samples of all colors are included.

Thank you for your consideration.

Sincerely,



Eric McManus


Project Materials



Shingles:
Certaineed Star White



Fascia, Soffit, and Eastern Door:
Glidden "Icon Grey" #00NN 31/000




Windows, Window Trim, and Door Trim:
Glidden "Veil" #00NN 53/000



Railings:
SWDMV 051 "Mopboard"



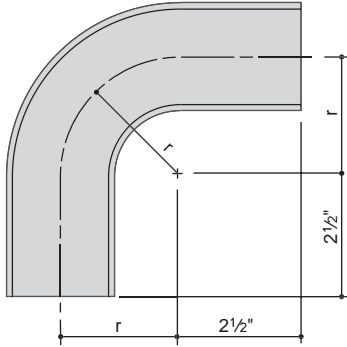
Wooden Entry Door:
SW 2820 "Downing Earth"



● ● ● ● **HANDRAIL FITTINGS**

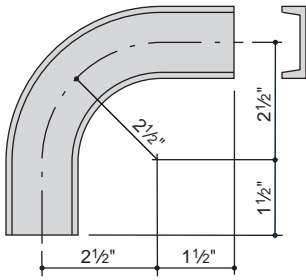
HANDRAIL FITTINGS

Satin Finish, except as noted
Bronze and Nickel-Silver fittings are lacquered.



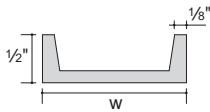
C Corner Bend

Trim one leg for use as a wall return.
Combine two corner bends together for 180° turns.

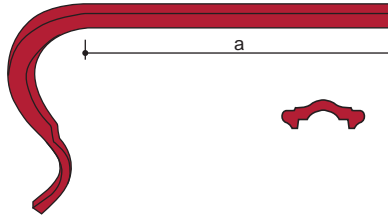


CC Channel Corner Bend

"As Cast" Finish
Fits the underside of moulding corner bend.

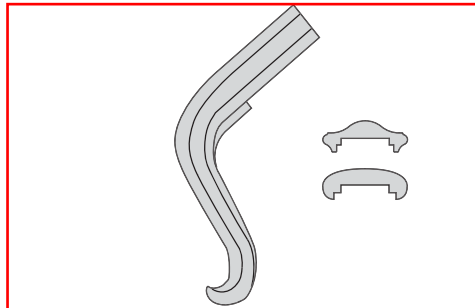


		w
600CC	● Aluminum	1"
615CC	● Aluminum	1 1/4"
650CC	● Aluminum	1 1/2"
400CC	● Bronze	1"
425CC	● Bronze	1 1/4"
450CC	● Bronze	1 1/2"
1315CC	● Nickel-Silver	1 1/4"
1350CC	● Nickel-Silver	1 1/2"
100CC	● Malleable Iron	1"
125CC	● Malleable Iron	1 1/4"
150CC	● Malleable Iron	1 1/2"

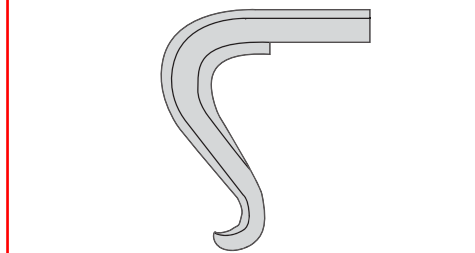


F Forged Lamb's Tongue

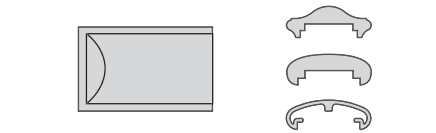
		a
4429F	● Steel	18"
4429F-3	● Steel	36"
4429F-4	● Steel	48"
4429F-5	● Steel	60"
4429F-6	● Steel	72"



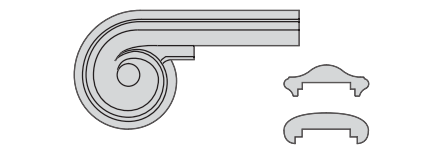
B Bevel Lamb's Tongue



S Straight Lamb's Tongue



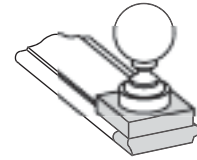
N Square End Piece



V Volute

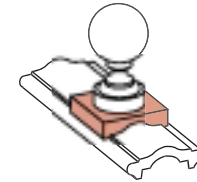
URN BASES

Urn bases may be welded or bolted in place with the finial stud.



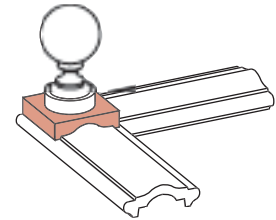
U End Urn Base

4531U	● Bronze
4429U	● Malleable Iron



UC Center Urn Base

4429UC	● Malleable Iron
--------	---



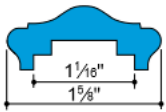
UL Corner Urn Base

4429UL	● Malleable Iron
--------	---

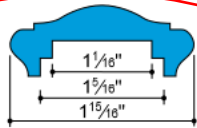
HANDRAIL MOULDINGS

Scale: 6" = 1'-0"

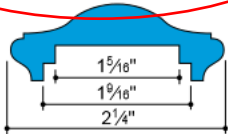
ALUMINUM Alloy 6063-T52, Mill Finish, 20' lengths



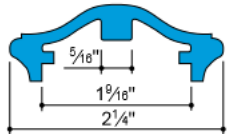
6931 • Aluminum .615 lb/ft
Fittings: B-C-CC-CL-CR-E-GL-GR-L-N-S-T-V



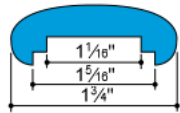
6934 • Aluminum .804 lb/ft
Fittings: B-C-CC-CL-CR-E-GL-GR-L-N-S-T-V



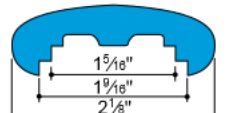
6930 • Aluminum .936 lb/ft
Fittings: B-C-CC-CL-CR-E-GL-GR-L-N-S-T-V



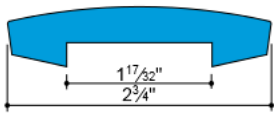
6929 • Aluminum .670 lb/ft
Fittings: B-C-CC-CL-CR-E-GL-GR-L-N-S-T-V
Outside profile identical to 6930, for straight runs only



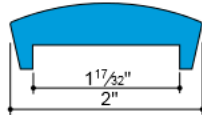
6933 • Aluminum .770 lb/ft
Fittings: B-C-CC-CL-CR-GL-GR-N-S-V



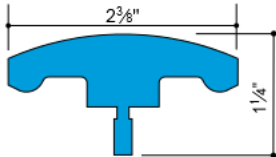
6935 • Aluminum .980 lb/ft
Fittings: B-C-CC-CL-CR-E-GL-GR-N-S-T-V



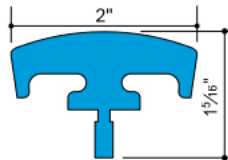
6984* • Aluminum 1.301 lb/ft
Fittings: C-N
* Use 1/2" x 1/4" flat bar for splicing and for closing ends



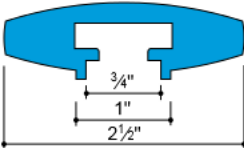
6985* • Aluminum .977 lb/ft
Fittings: C-N
* Use 1/2" x 1/4" flat bar for splicing and for closing ends



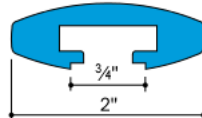
6402 • Aluminum 1.51 lb/ft
Fittings: C-N (Use fittings for 6902)



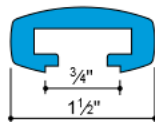
6405 • Aluminum 1.39 lb/ft
Fittings: C-N (Use fittings for 6985)



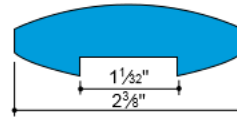
6532 • Aluminum 1.440 lb/ft
Fittings: C-N (see page 40).
Mouldings 6530, 6531 and 6532 are used with Carlsrail® self-aligning brackets on page 67. Clamping action eliminates drilling and tapping and helps in field alignment with posts and wall attachments. See page 66 for splices, support bar and end cap. Carlsrail® mouldings are designed for non-welded assembly.



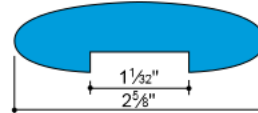
6530 • Aluminum .900 lb/ft
Fittings: C-N (see page 40)



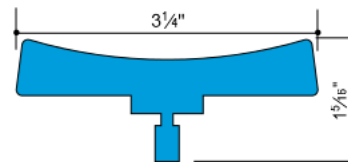
6531 • Aluminum .600 lb/ft
Fittings: C-N (see page 40)



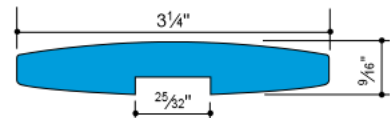
6902 • Aluminum 1.464 lb/ft
Fittings: C-N
Mouldings 6901 and 6902 are specially designed for use with Carlstadt® aluminum self-aligning brackets 309, 312, 313 and 314 shown on pages 80 and 81. A 1" x 1/4" flat bar can be used for splicing and for closing the recess in the handrail moulding.



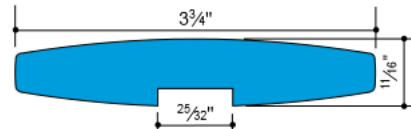
6901 • Aluminum 1.661 lb/ft
Fittings: C-N



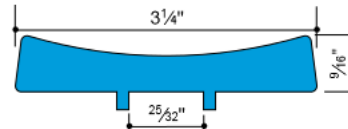
6407 • Aluminum 2.00 lb/ft
Fittings: C-N (Use fittings for 6907)
T-handrail mouldings 6402, 6405 and 6407 are used with Carlstadt® self-aligning brackets on pages 80-81. Clamping action eliminates drilling and tapping and helps in field alignment with posts and wall attachment.



6905 • Aluminum 1.752 lb/ft
Fittings: C-N



6906 • Aluminum 2.448 lb/ft
Fittings: C-N



6907 • Aluminum 1.776 lb/ft
Fittings: C-N
Mouldings 6905, 6906 and 6907 are specially designed for use with Carlstadt® self-aligning brackets shown on pages 80-81. A 3/4" x 3/16" flat bar may be used for closing the recess in the handrail moulding.

Note: Channel Corner bends and channel lateral scrolls are available in Aluminum and Malleable Iron.

Your Store:
South Savannah, GA

Your Store: **Savannah, GA**



VELUX 8-ft x 14-in Double-Strength Polycarbonate Flexible Sun Tunnel Tubular Skylight

Item #: 89321 | Model #: TGF 014 1000

Be the first to

\$337.44

Get 5%* Off Every Day or Special Financing**
Minimum Purchase Required

In use/lifestyle images - accessories not included

Tweet 0 | +1 3

FREE Store Pickup
Your order will be ready for pickup from **Lowe's Of South Savannah, GA** by **02/19/2014**.

Lowe's Truck Delivery
Your order will be ready for delivery to you from **Lowe's Of South Savannah, GA** by **02/19/2014**.

Parcel Shipping
Unavailable for This Order
Sent by carriers like UPS, FedEx, USPS, etc.

VELUX 8-ft x 14-in Double-Strength Polycarbonate Flexible Sun Tunnel Tubular Skylight **\$337.44**

Description

8-ft x 14-in Double-Strength Polycarbonate Flexible Sun Tunnel Tubular Skylight

- VELUX SUN TUNNELS™ bring bright, white natural light to small spaces such as interior bathrooms and hallways
- Dome is high-impact polycarbonate for hurricane prone areas
- Pivoting tunnel system makes roof pitch adjustments easier and allows more light to be captured
- Flexible tunnel allows easy installation around attic obstructions in short runs
- 1-piece low profile metal flashing provides an integrated look with the roofline

Specifications

Product	Flexible sun tunnel	Skylight Mounting Type	Self-flashing
Exterior Frame Material	Aluminum	ENERGY STAR Qualified Northern Zone	No
Frame Color	Neutral gray	ENERGY STAR Qualified North/Central Zone	No
Glass Insulation	Double-strength	ENERGY STAR Qualified South/Central Zone	No
Glass Type	Polycarbonate	ENERGY STAR Qualified Southern Zone	No
Flashing Included	Yes	Length (Inches)	96.0
Warranty	10-year limited	Diameter (Inches)	14.0
Skylight Dome Type	High-impact	Color/Finish Family	Gray/Silver
Hardware Included	Yes		