



BIPOC Environmental Justice  
Opinion Survey  
June 13th, 2024

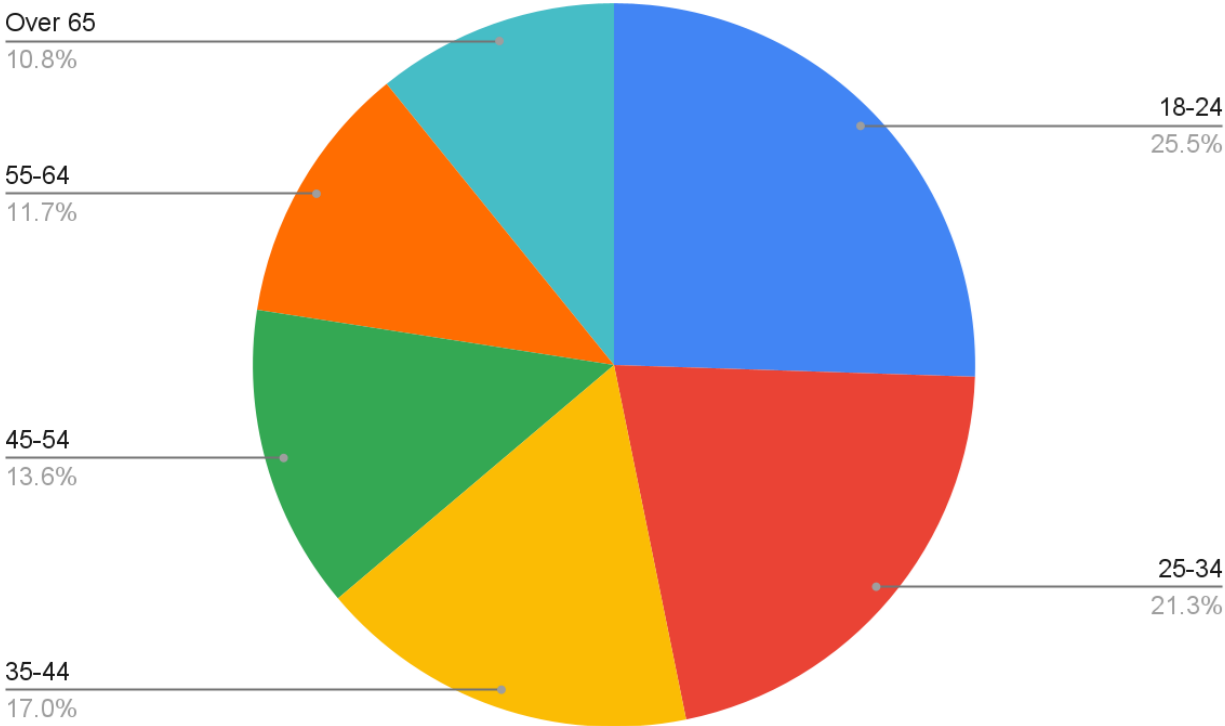
Developed by reimagine collective

# Demographics

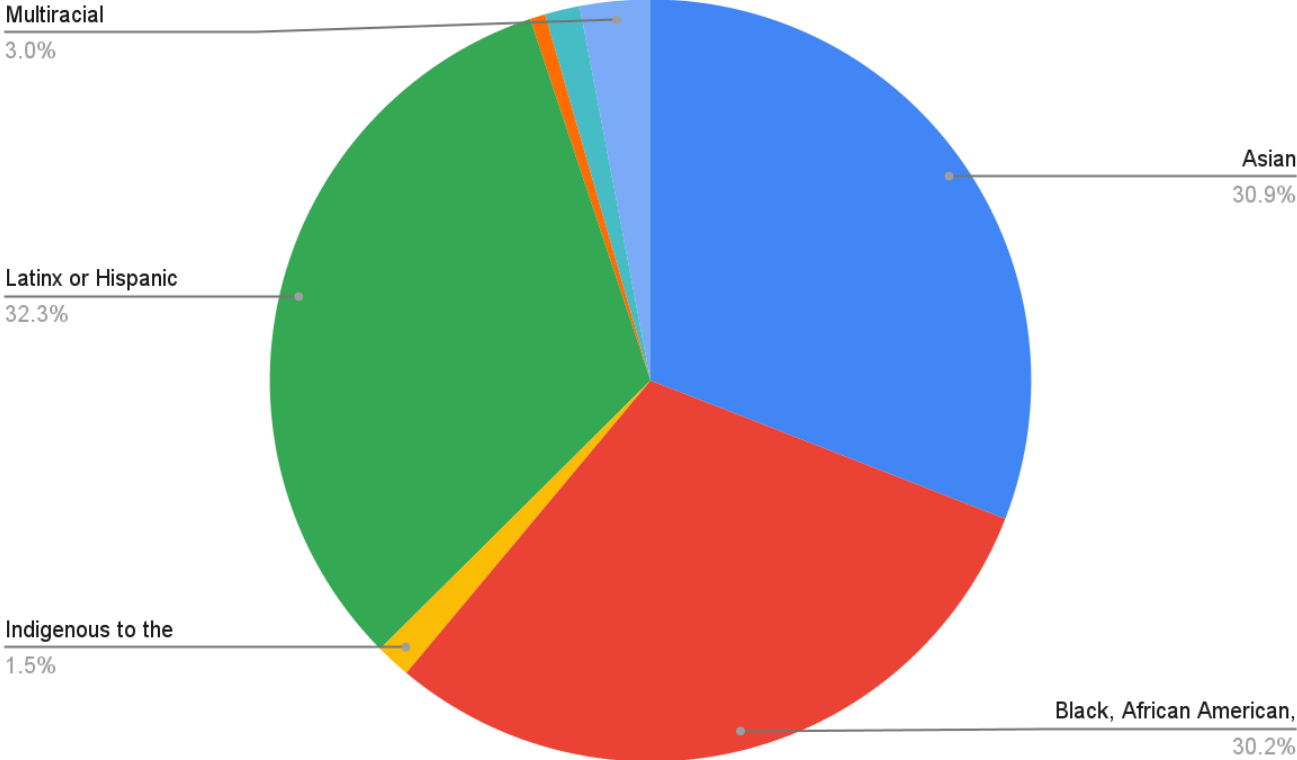
# 1032

Surveys Completed for Analysis

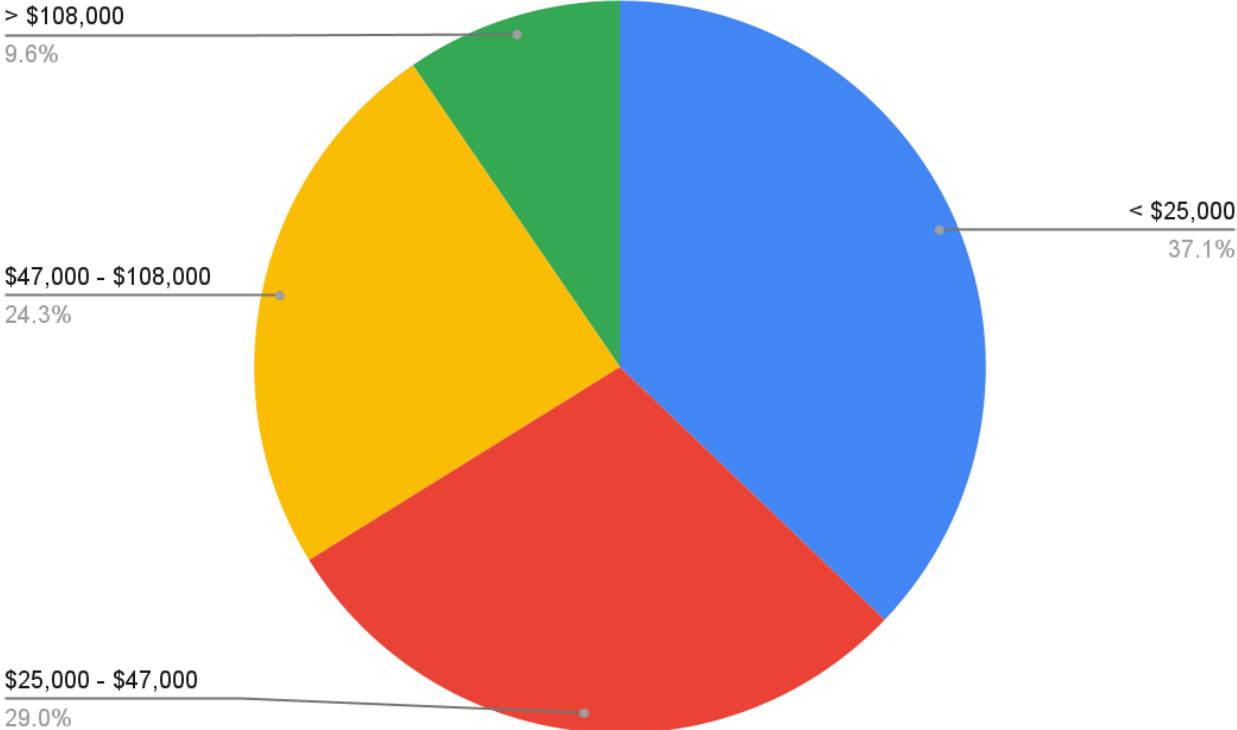
# Age Breakdown



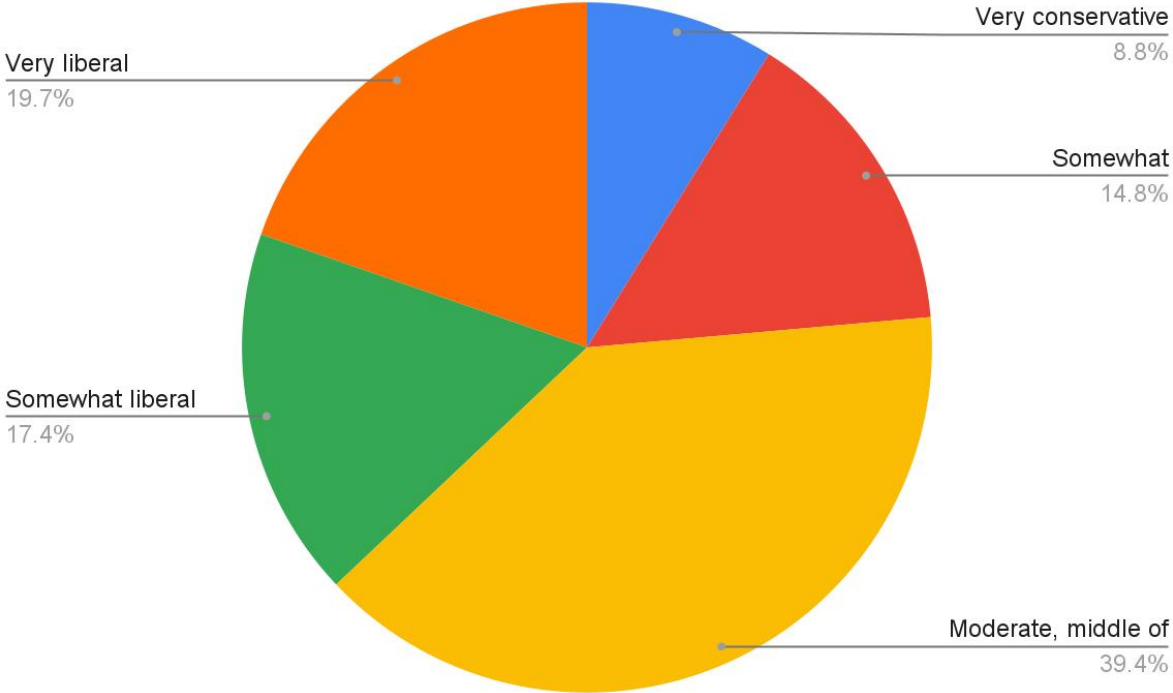
# Racial Breakdown



# Income breakdown



# Political Ideology



# Metro Atlanta vs Outside Metro





# Environmental Justice



# Top Environmental Justice Issues Statewide

	Ranking
Air pollution	1
Lack of clean drinking water	2
High energy/utility bills	3
Lack of transportation access	4
Natural disasters	5
Nuclear plants	6
Other	7

# Top Environmental Justice Issues by Race

	Statewide	Asian	Black	Latinx
Air pollution	1	1	2	1
Lack of clean drinking water	2	2	1	2
High energy/utility bills	3	4	3	4
Lack of transportation access	4	3	4	3
Natural disasters	5	5	5	5
Nuclear plants	6	6	6	6
Other	7	7	7	7

# Top Environmental Justice Issues by Political Ideology

	Statewide	Conservative	Moderate	Liberal
Air pollution	1	1	1	1
Lack of clean drinking water	2	2	2	4
High energy/utility bills	3	4	3	2
Lack of transportation access	4	3	4	3
Natural disasters	5	5	5	5
Nuclear plants	6	6	6	6
Other	7	7	7	7

# Top Environmental Justice Issues by Geographical Area

	Statewide	Rural	Urban
Air pollution	1	1	1
Lack of clean drinking water	2	2	2
High energy/utility bills	3	3	3
Lack of transportation access	4	5	4
Natural disasters	5	4	5
Nuclear plants	6	6	6
Other	7	7	7

# Top Environmental Justice Issues by Income

	Statewide	Income below \$47,000	Above \$47,000
Air pollution	1	2	1
Lack of clean drinking water	2	1	2
High energy/utility bills	3	3	3
Lack of transportation access	4	4	4
Natural disasters	5	5	5
Nuclear plants	6	6	6
Other	7	7	7

# Top Environmental Justice Issues by Metro and Outside Metro Atlanta

	Statewide	Metro	Outside Metro
Air pollution	1	1	3
Lack of clean drinking water	2	2	1
High energy/utility bills	3	4	2
Lack of transportation access	4	3	4
Natural disasters	5	5	5
Nuclear plants	6	6	6
Other	7	7	7

# Climate Change



# How worried are you about climate change?

	Statewide	Urban	Asian	Black	Latinx	Conservative	Moderate	Liberal
Very worried or extremely worried	55	57	66	49	52	51	55	60
Moderately worried	23	23	20	24	25	27	24	20
Slightly worried or not worried at all	19	18	13	23	21	20	18	19
Not sure	3	2	2	4	2	2	3	2

\* All numbers are percentages.

\* Yellow highlights are differences of 7% of more from statewide #. These are not based on statistical significance but for purposes of discussion.

# How worried are you about climate change?

	Income below				
	Statewide	\$47,000	Above \$47,000	Metro	Outside Metro
Very worried or extremely worried	55	52	63	64	46
Moderately worried	23	23	22	22	26
Slightly worried or not worried at all	19	22	13	13	25
Not sure	3	3	1	2	3

\* All numbers are percentages.

\* Yellow highlights are differences of 7% of more from statewide #. These are not based on statistical significance but for purposes of discussion.

# On the list of issues for elected officials to focus on, how much of a priority do you think climate change should be?

	Statewide	Urban	Asian	Black	Latinx	Conservative	Moderate	Liberal
Top priority	31	33	28	27	39	34	32	29
One of the top 3 priority list	50	51	55	48	47	41	52	51
Low on the list of priorities	15	13	14	21	9	17	13	15
Not a priority at all	5	4	4	4	5	7	3	4

\* All numbers are percentages.

\* Yellow highlights are differences of 7% of more from statewide #. These are not based on statistical significance but for purposes of discussion.

# On the list of issues for elected officials to focus on, how much of a priority do you think climate change should be?

	Income below				Metro	Outside Metro
	Statewide	\$47,000	Above \$47,000			
Top priority	31	34	27	35	28	
One of the top 3 priority list	50	45	57	52	49	
Low on the list of priorities	15	16	12	8	19	
Not a priority at all	5	5	4	4	8	

\* All numbers are percentages.

\* Yellow highlights are differences of 7% or more from statewide #. These are not based on statistical significance but for purposes of discussion.

# How big of a problem do you think climate change is for you and your family?

	Statewide	Urban	Asian	Black	Latinx	Conservative	Moderate	Liberal
Very big problem	35	36	33	31	42	36	35	35
Somewhat of a problem	40	41	47	38	35	42	42	38
Very little problem or not a problem at all	21	19	17	25	21	20	20	24
Not sure	4	3	2	6	2	3	3	4

\* All numbers are percentages.

\* Yellow highlights are differences of 7% of more from statewide #. These are not based on statistical significance but for purposes of discussion.

# How big of a problem do you think climate change is for you and your family?

	Income below				
	Statewide	\$47,000	Above \$47,000	Metro	Outside Metro
Very big problem	35	36	37	41	30
Somewhat of a problem	40	38	44	42	39
Very little problem or not a problem at all	21	23	17	14	26
Not sure	4	4	3	2	5

\* All numbers are percentages.

\* Yellow highlights are differences of 7% of more from statewide #. These are not based on statistical significance but for purposes of discussion.

## Do you think the U.S. government is doing too much, too little or about the right amount in terms of protecting the rights of BIPOC communities from environmental injustices?

	Statewide	Urban	Asian	Black	Latinx	Conservative	Moderate	Liberal
Too much	8	7	5	8	11	17	6	4
Right amount	19	17	23	14	20	26	22	12
Too little	61	64	63	60	61	45	61	72
Don't know	12	11	9	18	8	12	11	12

\* All numbers are percentages.

\* Yellow highlights are differences of 7% of more from statewide #. These are not based on statistical significance but for purposes of discussion.

Do you think the U.S. government is doing too much, too little or about the right amount in terms of protecting the rights of BIPOC communities from environmental injustices?

	Income below				
	Statewide	\$47,000	Above \$47,000	Metro	Outside Metro
Too much	8	8	7	7	7
Right amount	19	23	14	20	17
Too little	61	56	70	65	60
Don't know	12	13	10	8	16

\* All numbers are percentages.

\* Yellow highlights are differences of 7% of more from statewide #. These are not based on statistical significance but for purposes of discussion.





# Discussion & Next Steps